



Missouri Valley Quilt Guild

Bismarck-Mandan, ND | Missourivalleyquilters.com | April, 2021

About Us

Welcome to Missouri Valley Quilt Guild! MVQ was formed in 1986 to preserve, educate and expand the art of quilt making.

Meetings

Meetings are held on the third Thursday of every month with the exception of July and December. Guests and new members are welcome to attend our meetings. COVID 19 meeting guidelines are observed.

Our Board

President:
Teresa Chase

Past President:
Louise Selkove

Vice-President:
Sandi Washek

Treasurer:
Michele Ripplinger

Secretary:
JoLayne Waller

Newsletter Editor:
Laurie Sheldon
laursheldon@gmail.com
701-315-0046 (cell)

 Follow us on Facebook

We are coming together again!




MVQ will resume in person meetings at House of Prayer starting next Thursday, April 15th, at 6:30pm.

Thursday's program will be our traditional BIG SHOW AND TELL. Finish up your projects of the past year and bring to the meeting to share!

The following guidelines will be observed:

- 1. Masks are mandatory**
- 2. Chairs will be set up approximately 6 ft. apart for social distancing**
- 3. No food, coffee, or drinks will be served**
- 4. Hand sanitizer will be supplied**
- 5. Sanitation procedures will be performed before and after meeting**

Warm Start gave seven layettes to Sanford in April. They are in need of **quilts and sleepers**. The committee thanks everyone who has recently donated to Warm Start. 



“AN EVENING WITH LAURA HEINE”

Common Threads Quilt Guild will present “An Evening with Laura Heine” on Friday, April 23, 6:30-9:30 pm, at the Beulah Civic Center. Laura will conduct a lecture and a trunk show. The cost will be \$10.



Laura Heine is a pattern and fabric designer who owns and operates a Billings quilt shop, Fiberworks. Her specialty is collage quilt design. This event is sure to be worthwhile!

NEWSLETTER DEADLINE: SECOND MONDAY OF THE MONTH

Show and Tell



Mary Rasmussen



Sarah Bradford



Gail Lengenfelder

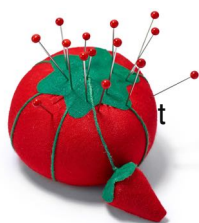


Melinda Snell



Charlotte Sather

WHY A TOMATO???



Pincushions come in all shapes and sizes, but the tomato is the design that prevails as the classic. Have you ever wondered why?

During the Victorian Era, folklore suggests that when a family moved into a new home, a fresh tomato was placed on the mantle to ward off evil spirits and thus bring prosperity to the new homeowners. Since tomatoes were only available in certain seasons and didn't stay fresh forever, the good-luck symbol was frequently fashioned from fabric and stuffed with sand or sawdust and made to look like the real thing. Eventually, the good-luck charm evolved into something more useful...a pin cushion!

Somewhere along the line, the little emery-filled strawberry (or some suggest it is a pepper) was added to clean and/or sharpen needles, however the effectiveness of this is debated.

MAY 20
JUNE 17
JULY
AUGUST 19

DESIGN WALL DEMO
RUMMAGE SALE
NO MEETING — STATE FAIR
PICNIC (SERTOMA OR CHURCH)



SALT CELLAR PIN CUSHIONS

This [Etsy shop pattern](#) by [Leslie Stortz](#), shows you how to make sweet pincushions from antique salt cellars. The pin cushions may be complimented by pins embellished with beads and crystals.



THANK YOU MVQ MEMBERS FOR ALL THE PHOTOS YOU'VE SHARED FOR NEWLETTER PUBLICATION OVER THE PAST MANY MONTHS! I APOLOGIZE THAT THERE IS NOT OFTEN ROOM TO SHARE THE STORIES BEHIND THE PHOTOS...MANY HEARTWARMING AND INTERESTING.

LAURIE ❤️



Tips for Taking Photos of your Quilts

Due to improvements in mobile phone camera quality and the ease of electronically sharing photos, sophisticated cameras have largely been replaced by the cell phone. Consider the following tips for making the most of your quilt photos:

1. If shooting indoors, **place your quilt in a naturally well-lit room.** Turn off artificial lights as they can add shadows and change color tones. Turn your phone's flash off.



Artificial light indoors



Natural light indoors

2. Consider taking your quilt outdoors. Position your quilt so the sun is behind it. Optimal lighting exists during the



photographer's "golden hour" which is the hour before sunset and the hour after sunrise.

3. **Squat (!) to bring your camera level with the quilt.** Tilt your phone to make sure the quilt fills the viewfinder *evenly* and is not skewed at an angle.



Square Yes!



Trapezoid No!

4. **Don't be afraid to edit your shot** using some of the simple functions on your phone to adjust lighting/exposure. Crop your photos to minimize background.

Show and Tell



Janice Hokenstad




Teresa Chase



Lorrie Hafner



Donna Nason



JoLayne Waller



"Some" of Barb Headrick's

Missouri Valley Quilt Guild Board Meeting Held via Teams April 8, 2021

Present: Teresa Chase, Sandi Washek, Michelle Ripplinger, Laurie Sheldon, Louise Selkowe, and JoLayne Waller

Treasurer's Report: \$5,564.51 (all annual bills are paid)

Discussion:

The response to the survey Laurie sent out was an overwhelming YES that people were ready to attend an in person meeting in April. Our first meeting of 2021 will be April 15 at House of Prayer. The program will be our Big Show & Tell. The meeting will be held with adherence to Covid-19 guidelines: masks will be worn, seating will be spaced apart, and no food or drink will be served. Surfaces will be wiped down before and after the meeting.

Programs for the upcoming meetings will be:

May - the portable design wall, by Teresa Chase and Barb Headrick

June - the guild rummage sale

August - the annual picnic. If we are unable to hold it in the church by August, we will rent a shelter at Sertoma Park.

We had a discussion of the upcoming national teacher event. We hope to get a report from a committee member at the April meeting.

The North Dakota State Fair is being held July 23-31 in Minot. Sandi and Michelle are willing to drive quilts down to be entered.

Laura Heine is holding a lecture and trunk show in Beulah on Friday, April 23 from 6:30-9:00pm.

The board will do an inventory of the contents of our storeroom at House of Prayer in the upcoming months.